

Global Market Profile

ITALY



September 2023

Introduction

- Tourism Economics forecasts international visitation to California will account for \$24B in tourism spending in 2023 and increase to \$28B in 2024, fully recovered to 2019 spending. While important North American and European visitor markets are either fully recovered or nearly recovered, visitation from markets in the Asia Pacific region continues to lag and hold back California's Gateway regions from fully recovery. Despite the uneven recovery, California's core international markets are critical to the success and growth of the tourism industry in the state.
- The **Global Market Profile** report has been developed by Visit California Research to provide insights on California's opportunity international markets.

Market Landscape:



Audience Insights:



California Traveler & Trip Details:

- **Market Landscape** includes foundational intelligence from Visit California:
 - Visitation and Spending Forecasts
 - Airlift Recovery (flights and seats)
 - Arrival Numbers & California Market Share
 - Consumer travel intent and barriers
- **Audience Insights** includes a profile of target travelers, including:
 - Description and size of Audience Target
 - Demographic profile
 - General travel planning behavior
 - General trip spending
 - Advertising and sports preferences
- **California Traveler & Trip Details** includes details about visitors to California from the past year, including:
 - Trip purpose
 - First/Repeat visitation
 - Destinations visited
 - Travel party, accommodations, activities and expenditures

Methodology & Sources

- The report contains three sections:
 - The **Market Landscape** section is sourced from Visit California's key research partners, including Tourism Economics, NTTO, CIC Research, Cirium and YouGov.
 - The **Audience Insights** section is sourced from YouGov's Global Travel Profiles which tracks travel-related sentiment and behavior in over 25 global markets, including all fourteen Visit California target markets. Panelists are surveyed on preferred trip types, booking methods, accommodation preferences, and advertising perceptions.
 - The audience profile is built on a segmentation of likely international leisure travelers in the market. For markets with enough sample size, the segmentation includes an additional filter of travelers considering California as a destination. The profile of these custom targets across California's target markets will provide insights into those travelers most likely to visit the state.
 - The **California Traveler and Trip Characteristic** section provides information on trips that included a stay in California from the Survey of International Air Travelers (SIAT).

Audience Profile Definitions

Audience Profile of: <i>International Leisure Travelers Considering CA</i>	Audience Profile of: <i>International Leisure Travelers</i>
Australia	Brazil
Canada	China
France	Italy
Germany	Japan
India	Middle East*
Mexico	Scandinavia**
South Korea	
UK	

*Saudi Arabia and UAE

**Denmark, Finland, Norway and Sweden



Market Landscape

Country Profile

Italy



POPULATION: *

58.9M

EXCHANGE RATE: **

Local currency to USD dollar

0.9

GROSS DOMESTIC PRODUCT (GDP):

Annual % chg ***

0.7%

INFLATION RATE:

Annual % chg ****

4.5%

* www.worldometers.info, 2023

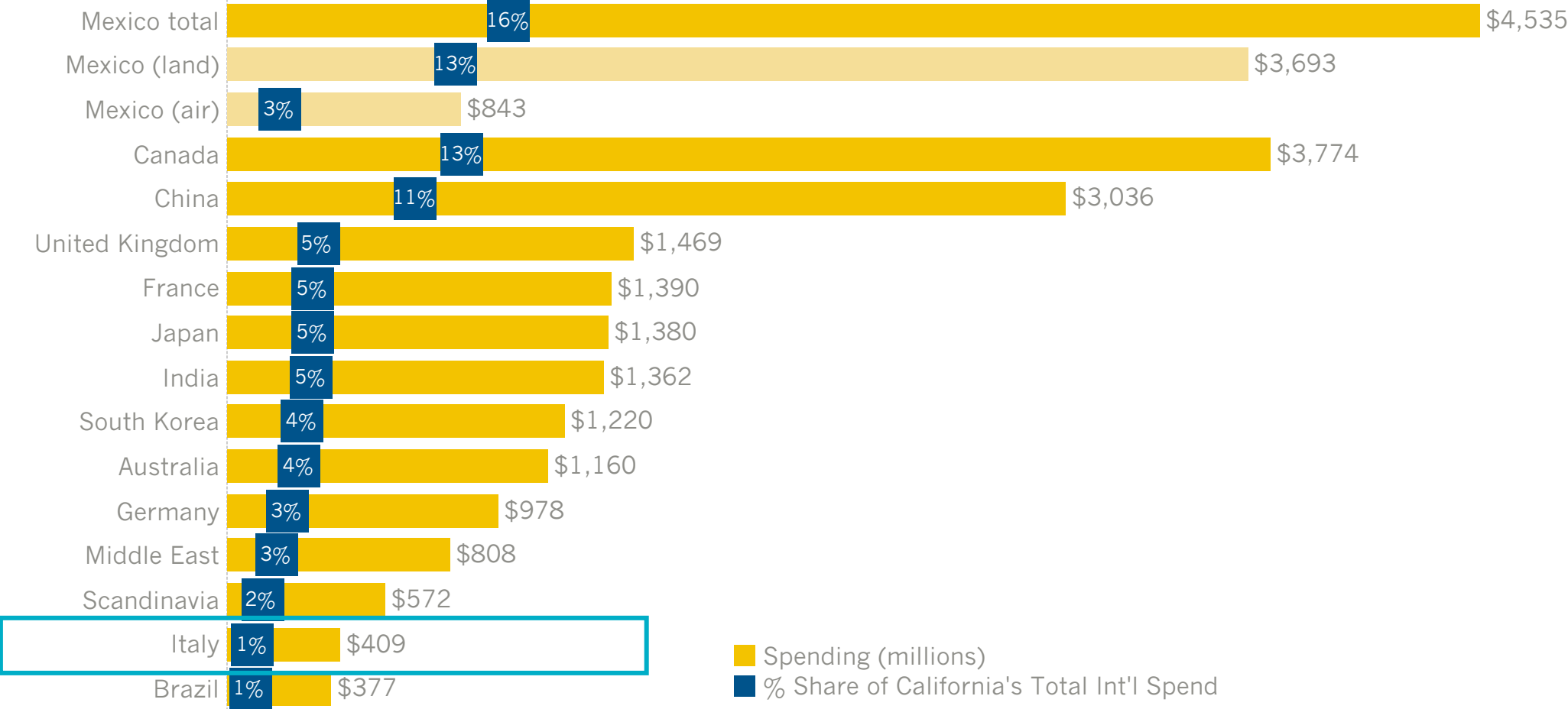
** www.x-rates.com, Aug 2023

*** www.imf.org, 2023

**** www.imf.org, 2023

Forecast: Visitor Spending by Market (2024)

The chart below shows California’s visitor spending forecast for the state’s 14 target markets and share of total international spending in the state.



Source: Tourism Economics (Sept 2023)

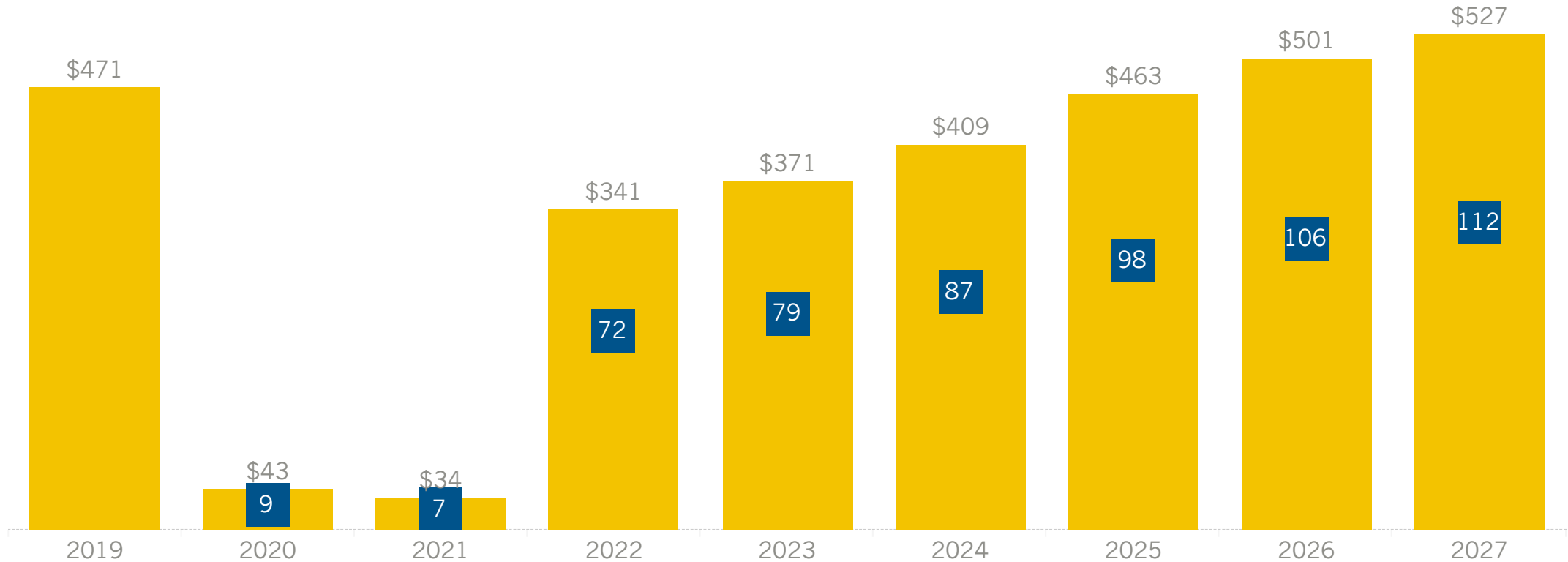
Forecast: Visitor Spending

The chart below shows the state's visitor spending forecast and the recovery index for the focus market.

Italy: Visitor Spending Forecast with Recovery Index to 2019

■ Spending (millions)

■ Recovery Index to 2019

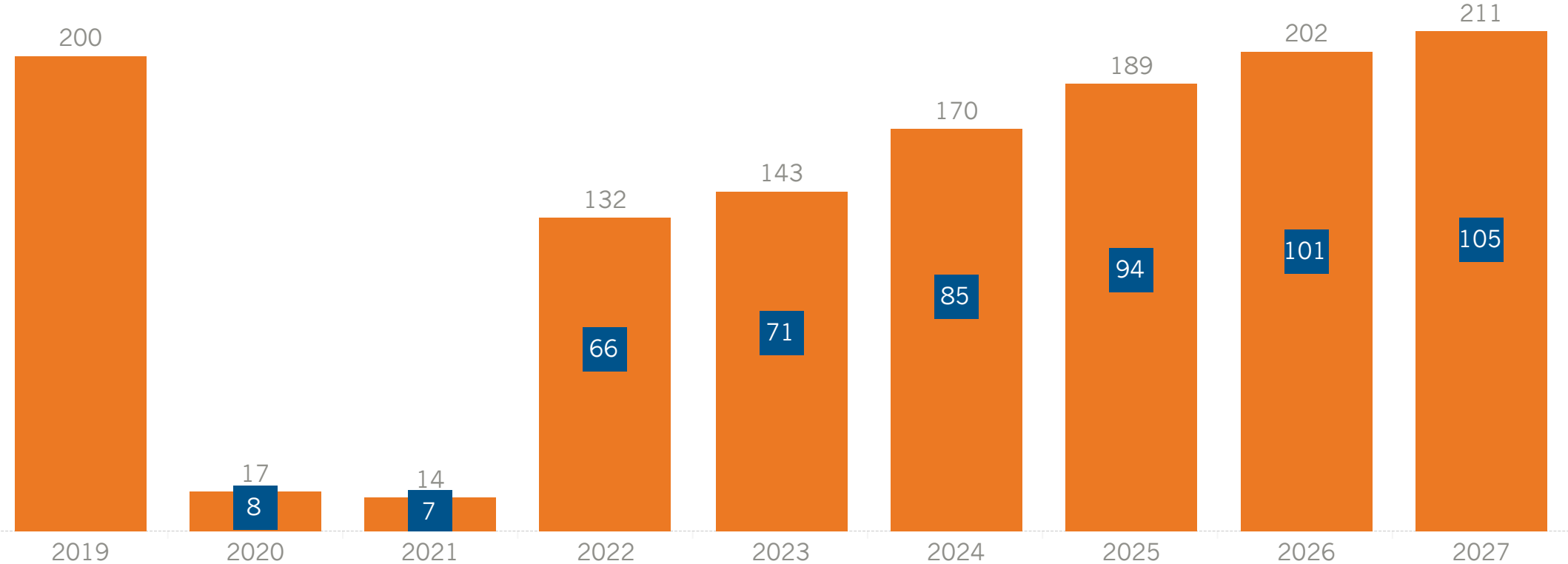


Forecast: Visitor Volume

The chart below shows the state's visitation forecast and recovery index for the focus market.

Italy: Visitation Forecast with Recovery Index to 2019

■ Visitation (thousands) ■ Recovery Index to 2019

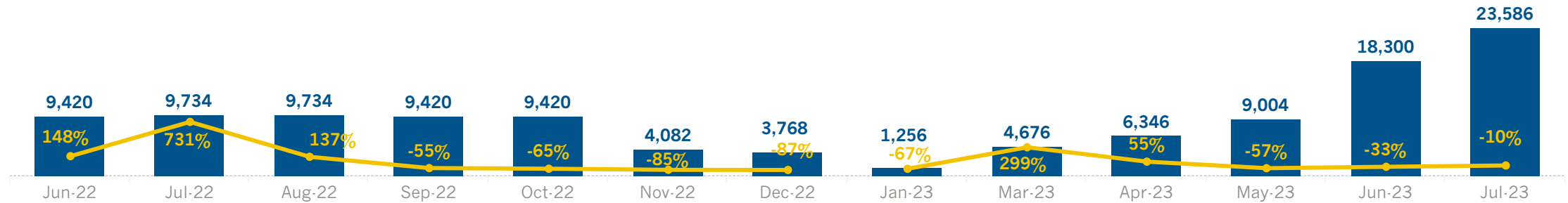


Source: Tourism Economics (Sept 2023)

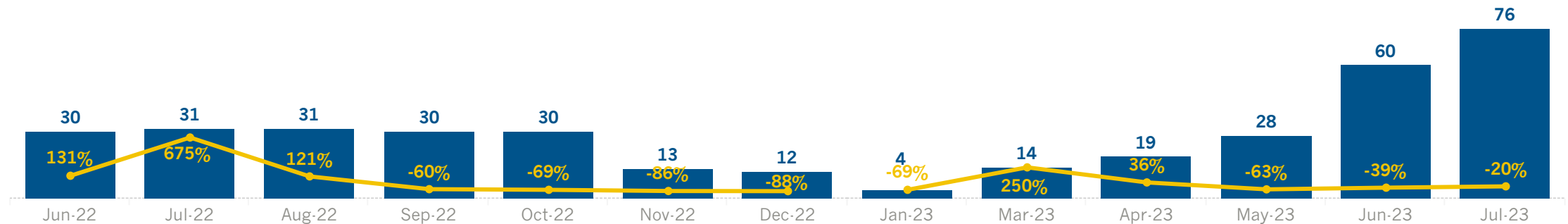
Airlift to California

The charts below shows airlift to California and percent change to 2019 for the focus market.

Italy: Non-Stop Seats to CA (% chg vs 2019)



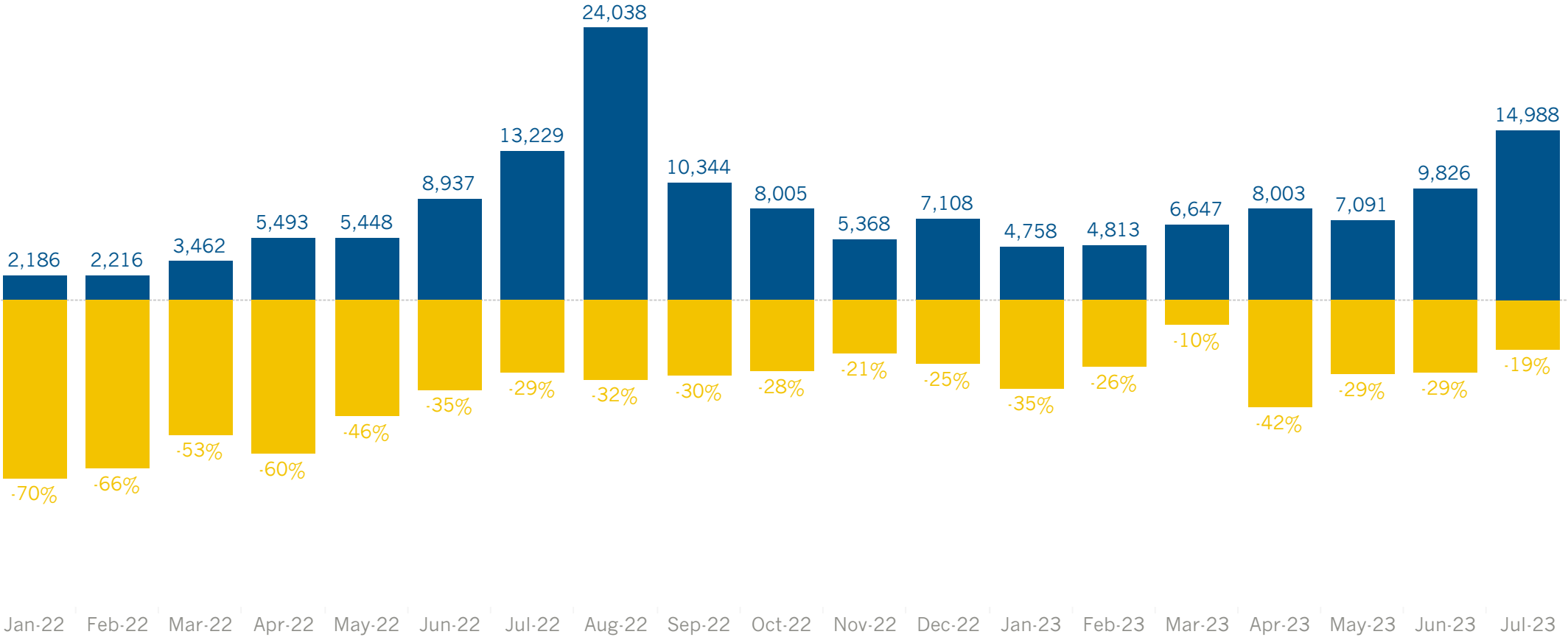
Italy: Non-Stop Flights to CA (% chg vs 2019)



Non-Resident Arrivals to California

The chart below shows non-resident arrivals at California’s ports of entry and percent change to 2019 for the focus market.

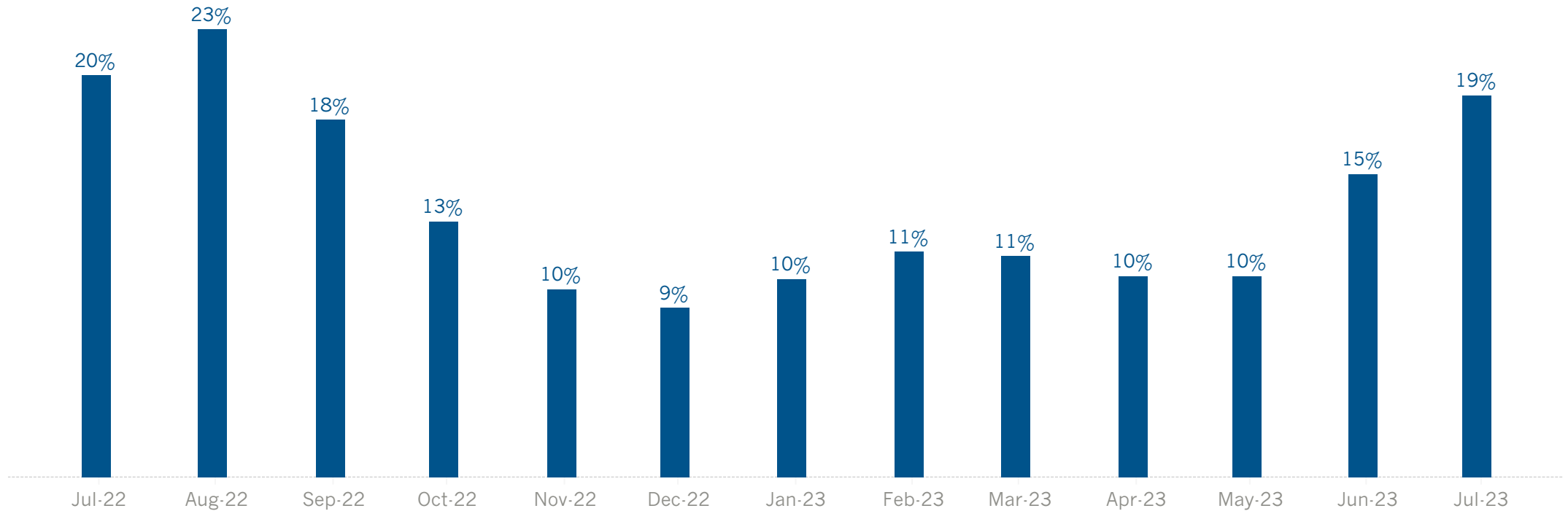
Italy: Non-Resident Arrivals at CA Ports of Entry (% change vs. 2019)



California's Share of Arrivals

The chart below shows California's share of arrivals from the focus market based on First Intended Address (FIA).

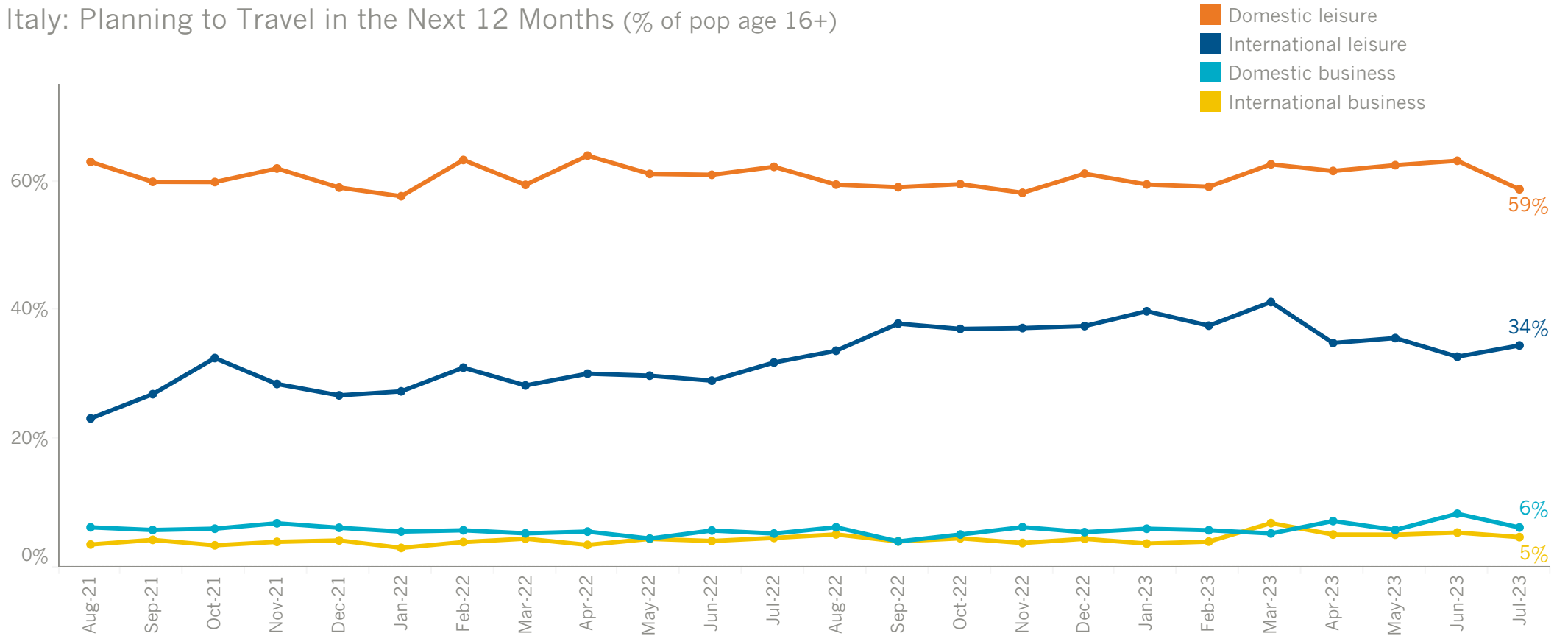
Italy: California Market Share of Arrivals Based on First Intended Address (%)



Travel Planned in Next 12 Months

The chart below shows the types of trips planned in the next 12 months for the focus market.

Italy: Planning to Travel in the Next 12 Months (% of pop age 16+)



Q: Which, if any, of the following trips are you planning to take in the next 12 months?

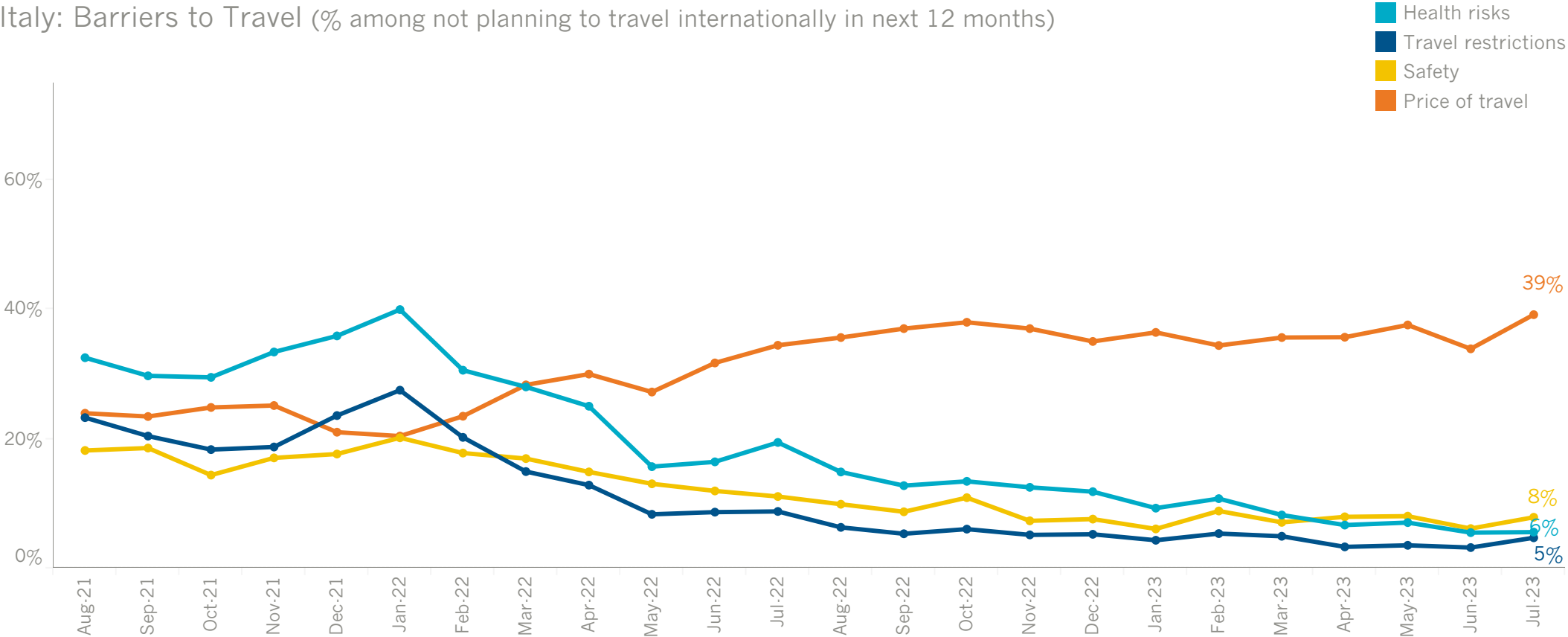
Data reported for: July 2023

Source: YouGov

Barriers to Travel

The chart below shows perceived barriers to travel among consumers not currently planning an international trip in the focus market.

Italy: Barriers to Travel (% among not planning to travel internationally in next 12 months)



Q: Which, if any, of the below factors are currently preventing you from traveling?

Data reported for: July 2023

Source: YouGov



Audience Insights



Int'l leisure travelers
"Int'l Traveler Target"

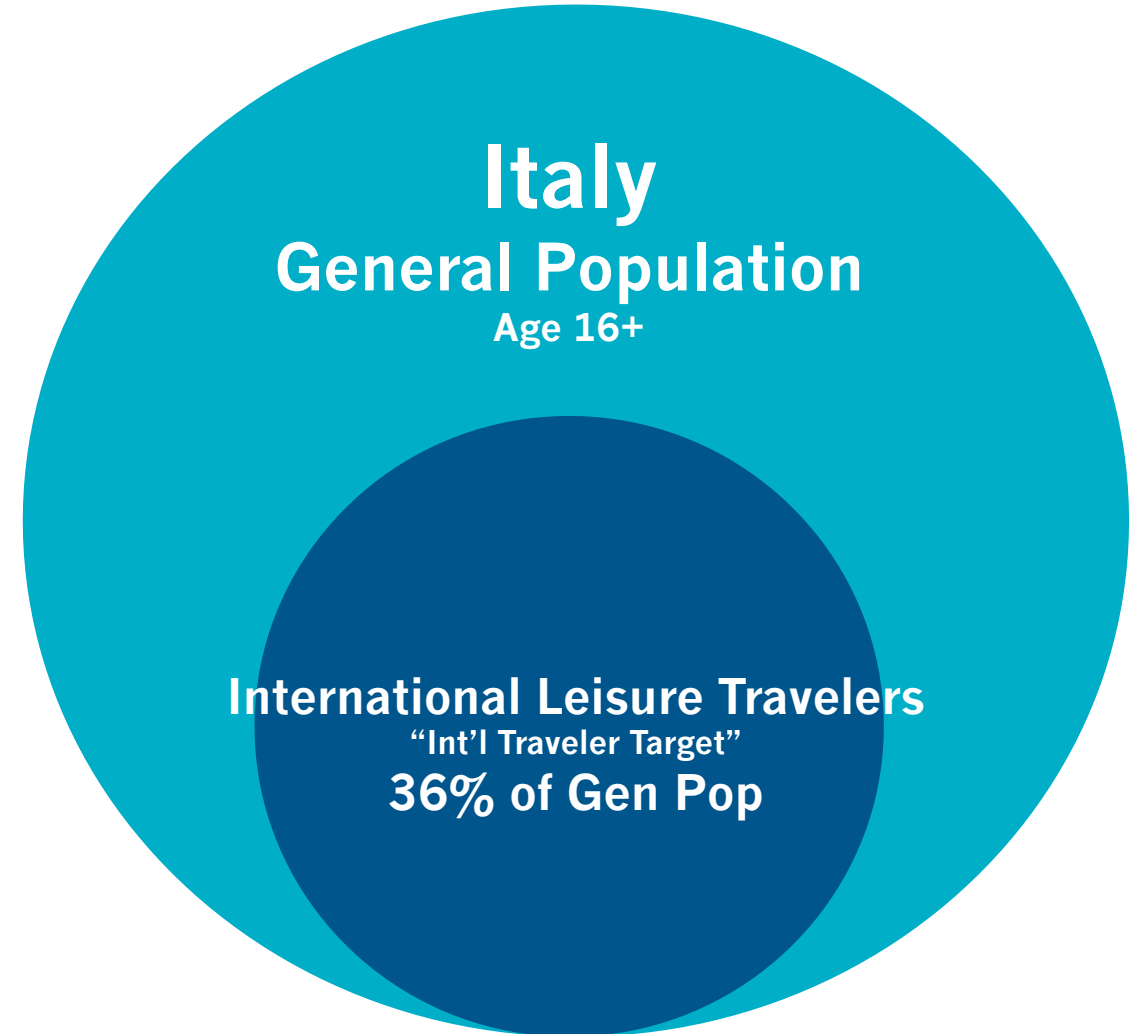
Audience Profile

The chart shows the incidence of international leisure travelers in the focus market.

The following audience profile is based on the survey responses over a 12-month period of those consumers planning an international leisure trip in the next 12 months.

Definitions:

International Leisure Travelers (Target Int'l Travelers):
Consumers in the focus market planning an international leisure trip in the next 12 months.



How to Read the Data

Generation	Int'l Traveler Target
Gen Z	10%
Millennial	41%
Gen X	34%
Baby Boomer	14%
Silent	1%

Generation Definitions:

- Gen Z (2000 and later)
- Millennial (1982-1999)
- Gen X (1965-1981)
- Boomer (1946-1964)
- Silent (<1945)

Data:

- **Int'l Traveler Target:** Shows the incidence (%) of the demographic characteristic or travel activity among international leisure travelers in the focus market.
- **Index:** No indices are shown for the Int'l Traveler Target.



Demographic Profile

The chart below shows the demographic profile of the consumer target in the focus market.

Italy

Gender		Int'l Traveler Target
Female		50%
Male		50%

Marital Status		Int'l Traveler Target
Single		20%
Married		43%

Family Status		Int'l Traveler Target
Children <18		17%

Age		Int'l Traveler Target
Age 16-24		11%
Age 25-34		17%
Age 35-44		17%
Age 45-54		20%
Age 55+		36%

Generation		Int'l Traveler Target
Gen Z		8%
Millennial		31%
Gen X		35%
Baby Boomer		25%
Silent		1%

Income*		Int'l Traveler Target
Higher income		12%
Middle income		39%
Lower income		31%
Prefer not to say		17%

Region		Int'l Traveler Target
Lombardia		18%
Lazio		12%
Veneto		9%
Campania		9%
Emilia-Romagna		8%
Puglia		7%
Piemonte		7%
Sicilia		6%
Toscana		6%
Sardegna		3%

*Income definitions: Higher >200% of median, Middle 75% to 200% of median, Lower <75% of median

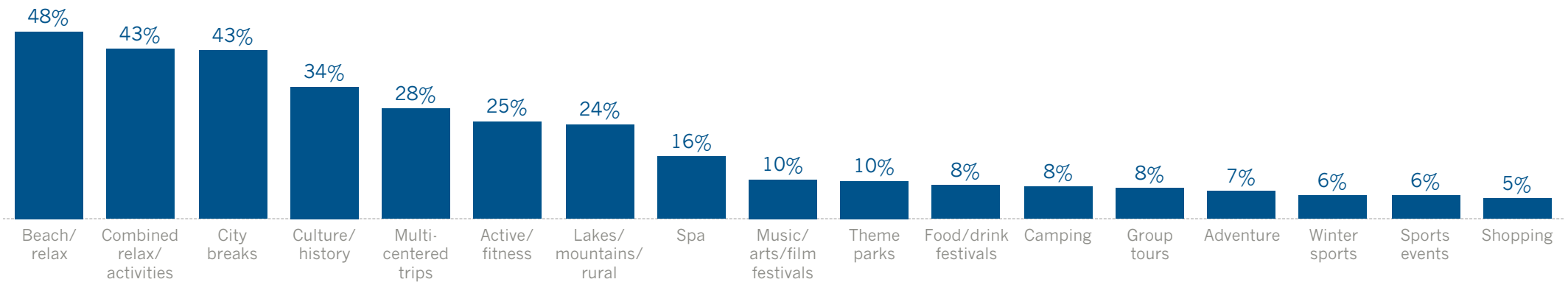


Trip Preferences/Characteristics

The chart below shows the typical trip preferences & characteristics of the consumer target in the focus market.

Italy

Trip Type



Traveler Type

Traveler Type	Int'l Traveler Target
Adventurous	12%
All-inclusive	6%
Budget	44%
Luxury	3%
Responsible	22%

Travel Party (from most recent vacation)

Travel Party	Int'l Traveler Target
Friend(s)	22%
Solo	5%
My children	30%
My partner	65%
Other family	14%
Other person(s)	4%

Q Trip Type: Which of the following types of holidays do you typically take?

Q Traveler Type: Which of the following best describes the type of traveler you are?

Q Travel Party: Thinking about your most recent holiday, which of the following best describes the group or individual you went on holiday with?

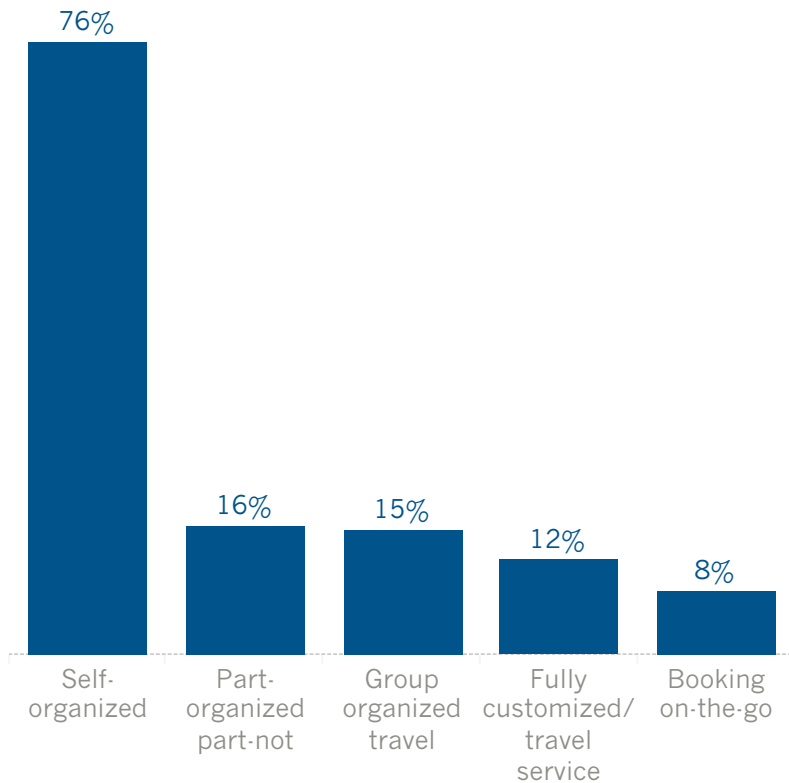


Organizing/Planning Methods

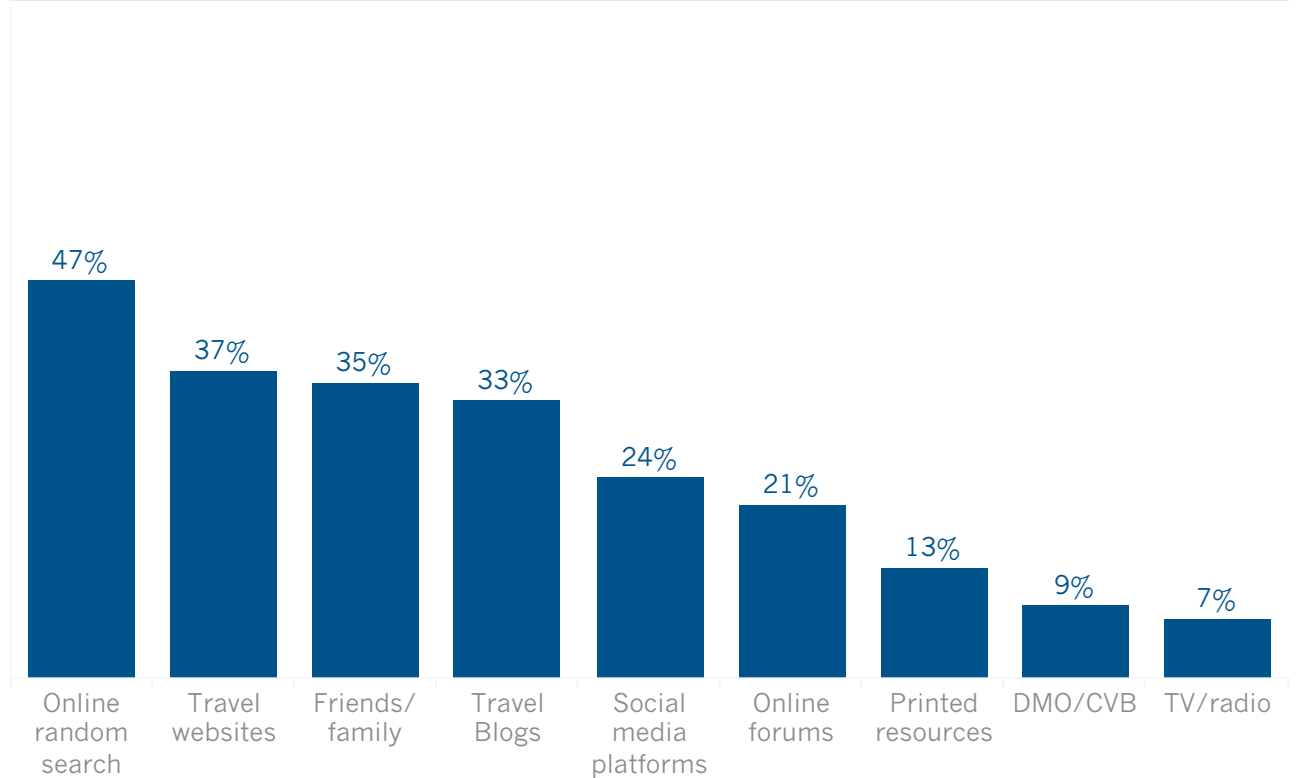
The chart below shows the organizing and planning methods of of the consumer target in the focus market.

Italy

Organizing Travel



Planning Methods



Q Organizing: Which of the following describe how you generally organize your holidays?

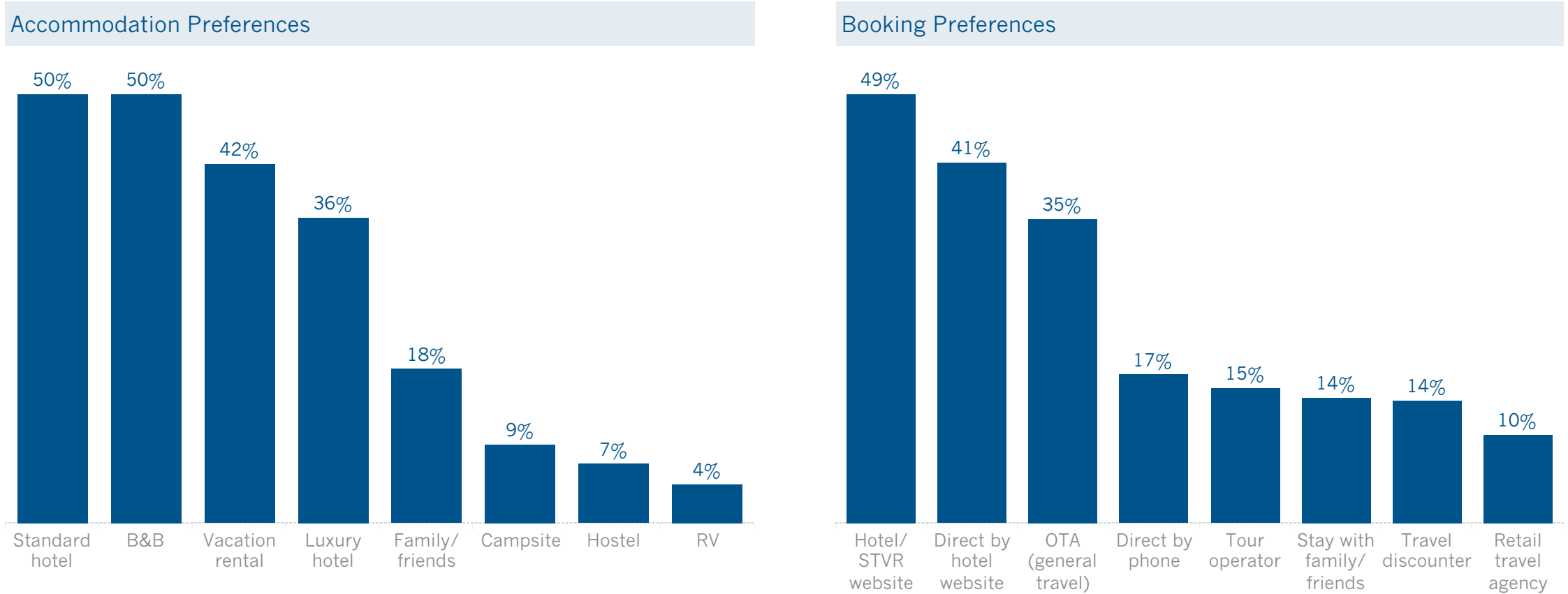
Q Planning: Which of the following methods do you generally use to help plan a holiday?



Booking Preferences

The chart below shows the accommodation preferences of of the consumer target in the focus market.

Italy



Q Accommodation: Which of the following types of accommodations do you typically stay in when you are on holiday?

Q Booking: Which of the following booking methods do you typically use when booking accommodations for the holidays?



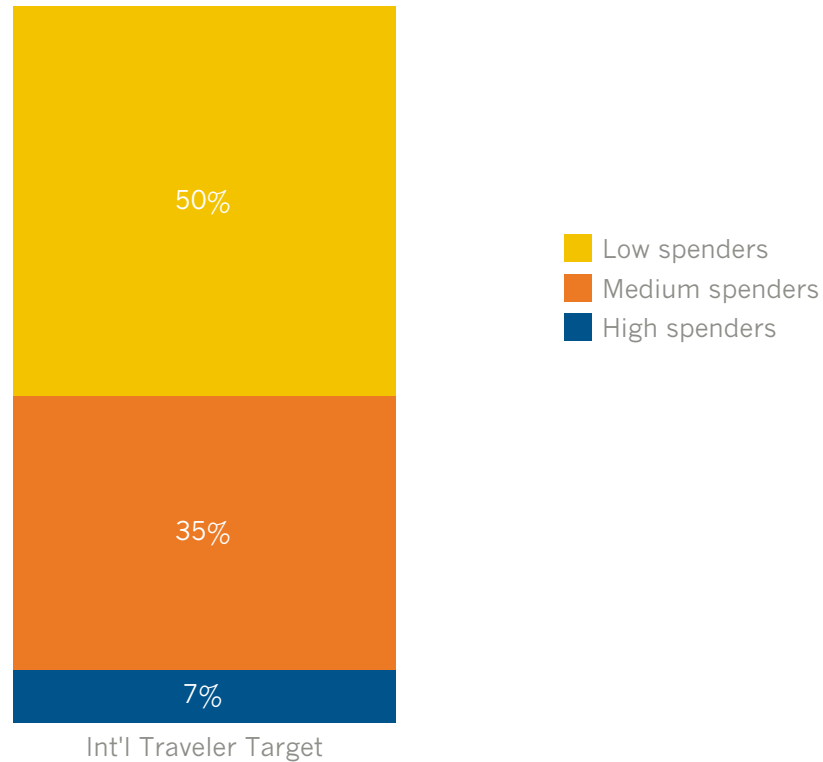
Int'l leisure travelers
"Int'l Traveler Target"

Travel Spending

The chart shows the travel spending of the consumer target in the focus market based on the most recent vacation.

Italy

Travel Spending (from most recent vacation)





Media & Advertising

The data shows advertising influences and sports preferences of the target consumer in the focus market.

Italy

Advertising Influences		Sports Watched/Followed	
Social media	46%	Soccer/Football	33%
Travel websites	38%	Tennis	26%
Magazines (digital)	34%	Volleyball	20%
TV - Free to view channels	28%	Swimming	20%
Online streaming services	20%	Cycling	16%
Billboards	18%	Athletics/Track & Field	15%
Radio	17%	Basketball	13%
Direct mail	16%	Gymnastics	12%
Magazines (physical)	15%	Running/Marathon	7%
Cinema	13%	Boxing	6%
Public transport	13%	NFL	4%
National newspaper (digital)	13%	Golf	3%
TV - paid/subscription	12%	Horse Racing	3%
Podcast	10%	Ice Hockey	3%
Local newspaper (digital)	9%	Rugby League	3%
Local newspaper (physical)	9%	Baseball	3%
National newspaper (physical)	7%	Surfing	2%
		Cricket	1%
		Australian Rules Football	1%



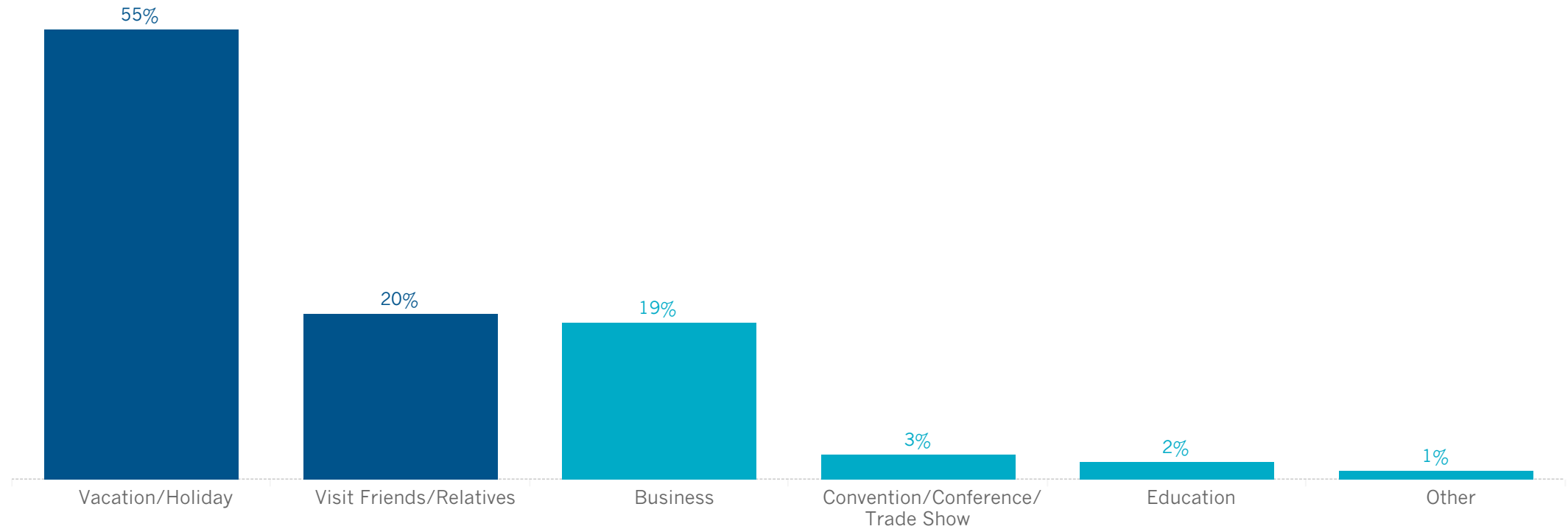
California Travelers & California Trip Characteristics

Main Purpose of Trip

The chart below shows the main purpose of the trip among travelers in the focus market.

Italy

Main Purpose of Trip

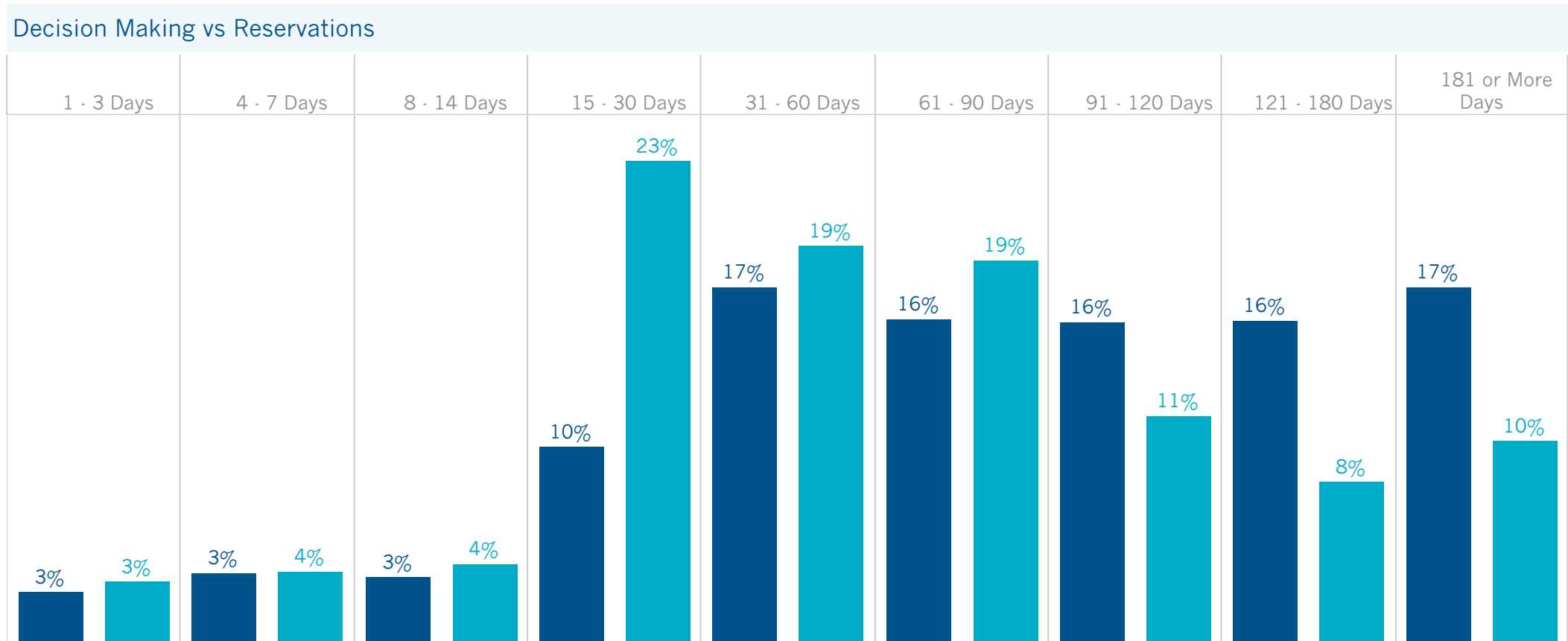




Decision Making vs Reservations

The chart below shows the timeframe for making the decision to travel and making the reservations among travelers in the focus market..

Italy



- How many days prior to departure did you make the decision to travel?
- How many days prior to departure did you make air travel reservations?

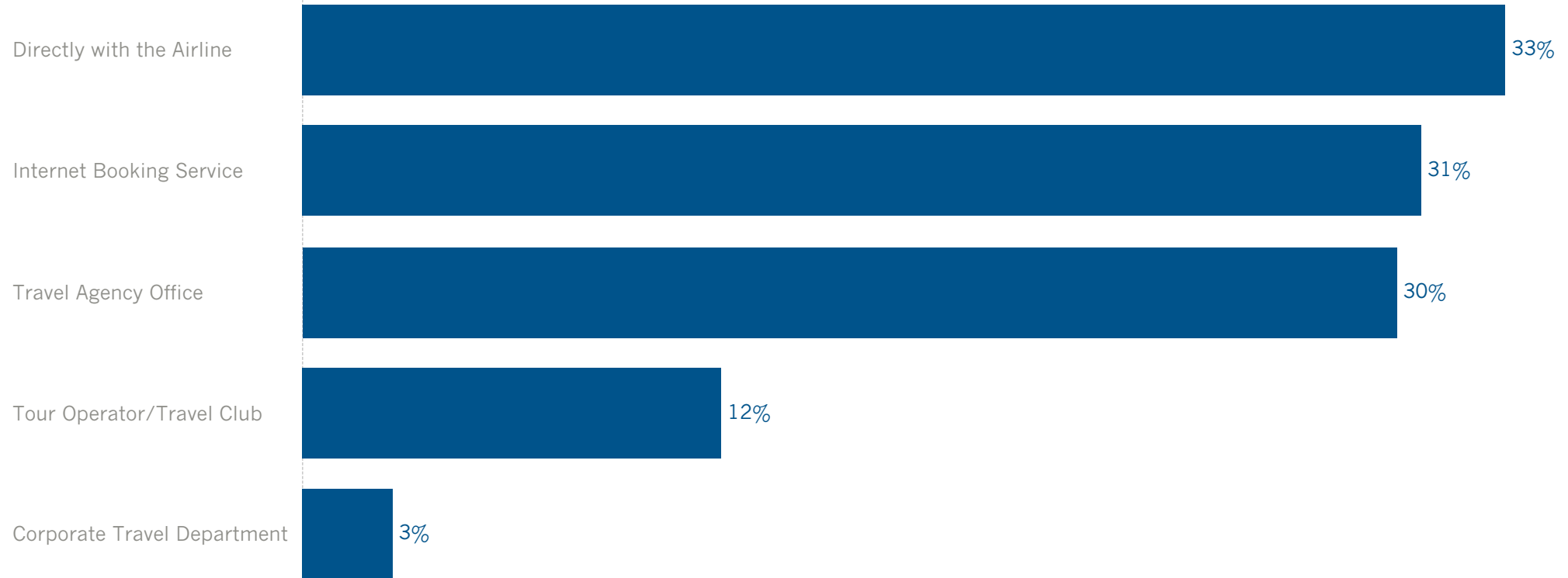


Airline Reservations

The chart below shows how airline reservations were made for the trip among travelers in the focus market.

Italy

Airline Reservations



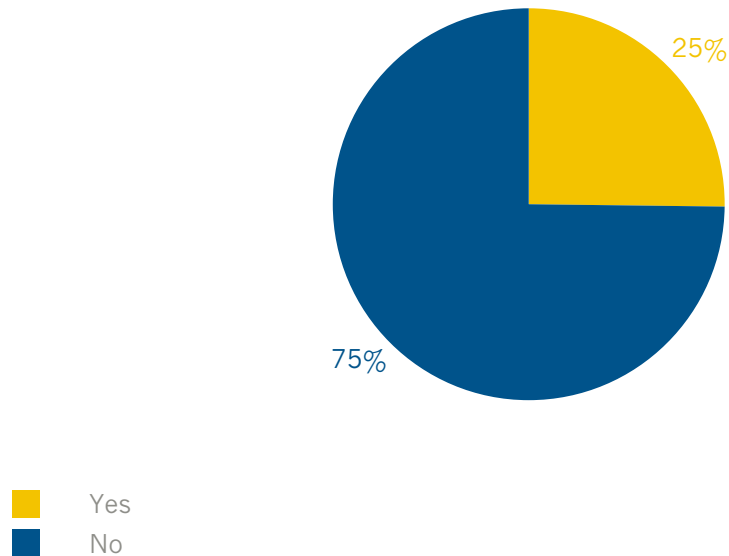


First/Repeat Visitation, Travel Party Size

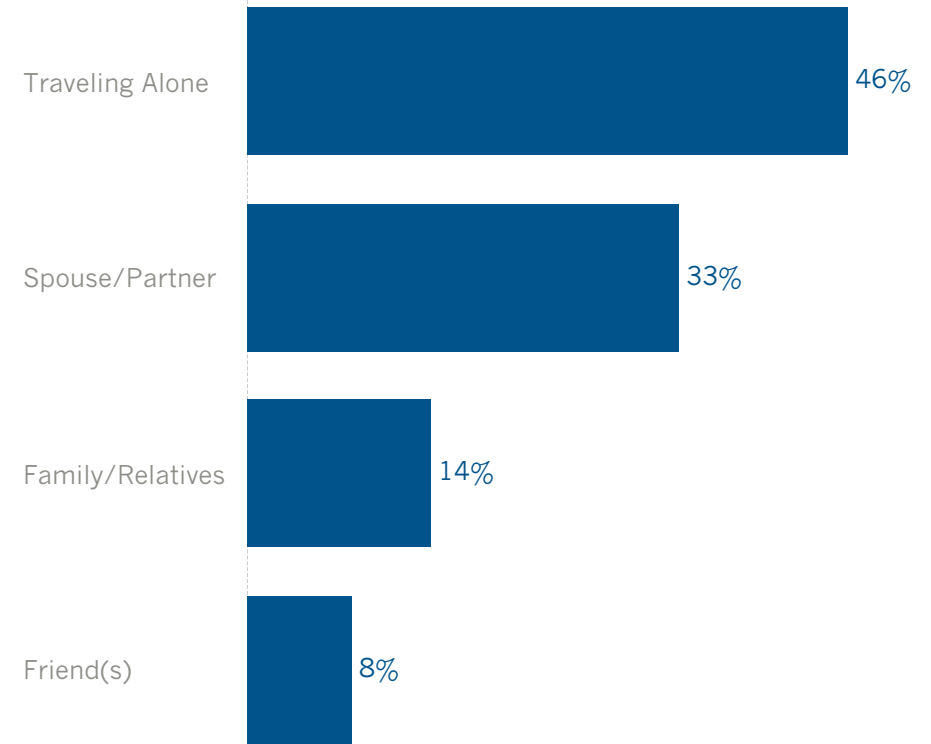
The charts below show first-time and repeat visitation and travel party size among travelers from the focus market.

Italy

First trip to the US



Travel Companion



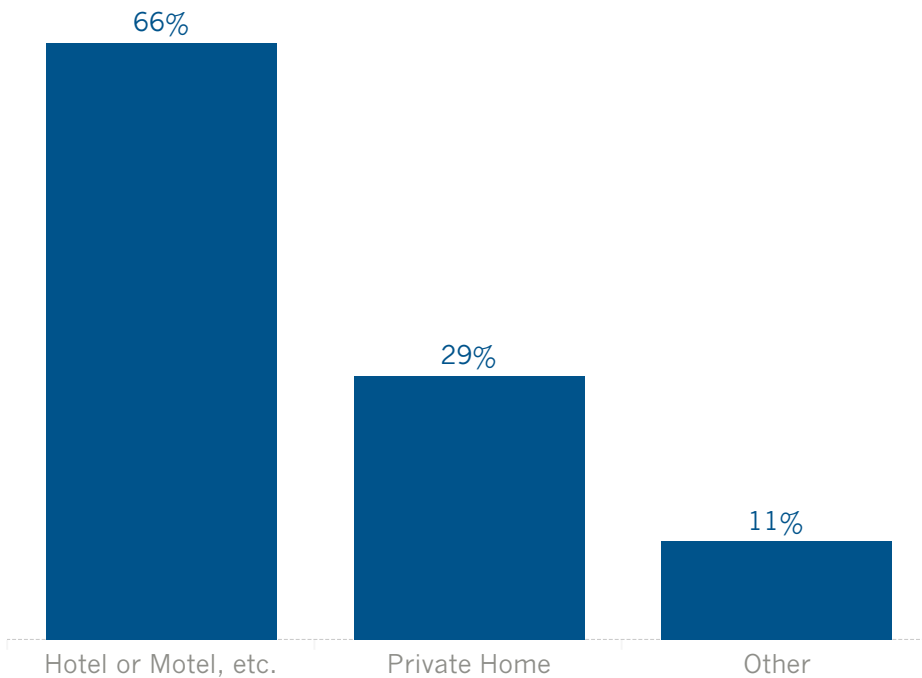


Types of Accommodations & Nights

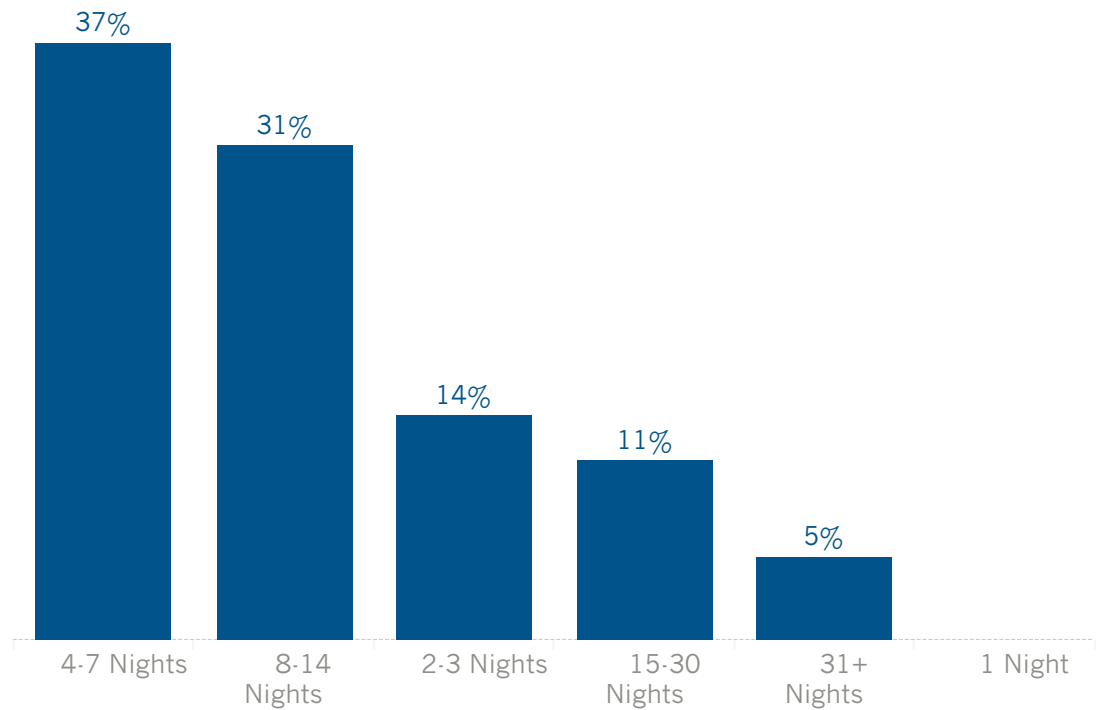
The charts below show types of accommodations stayed in and number of nights in destination among travelers from the focus market.

Italy

Types of Accommodations



Nights in Destination



Q: Type of accommodations in the destination
Q: Overall nights in destination

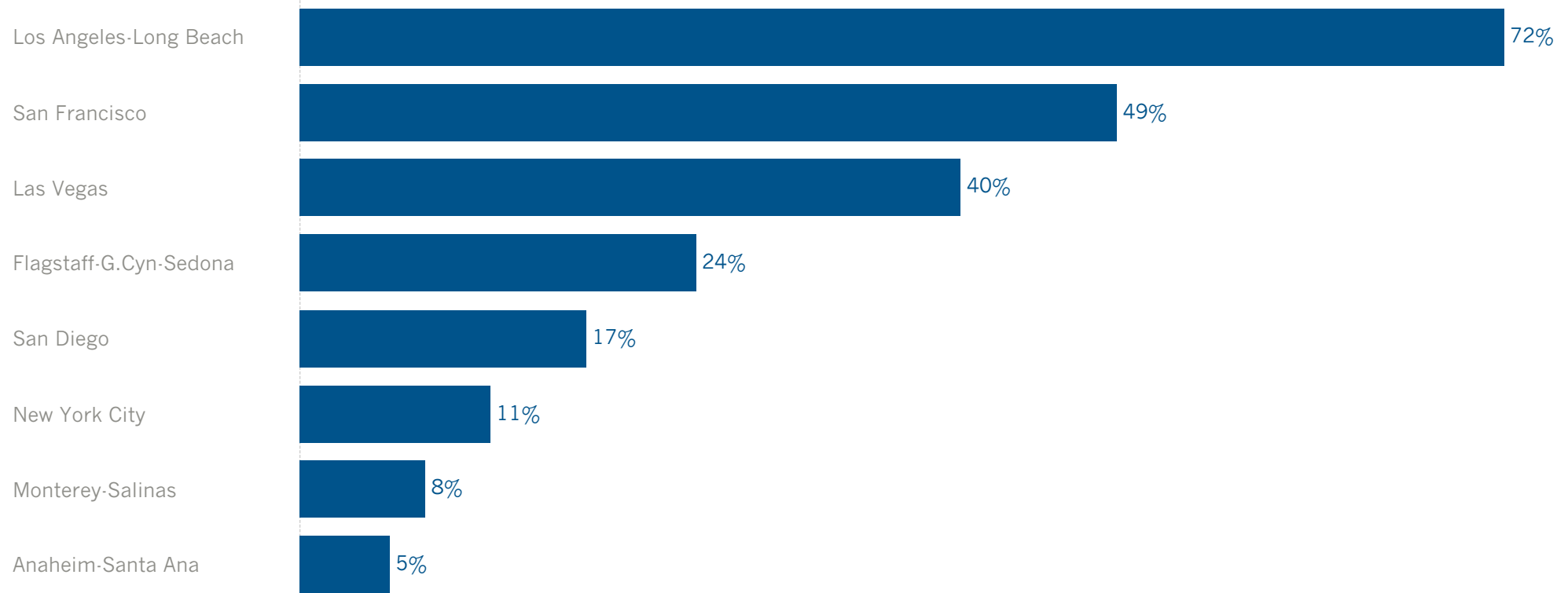


Destinations Visited

The chart below shows top U.S. destinations visited on a trip among travelers from the focus market.

Italy

US Destinations visited

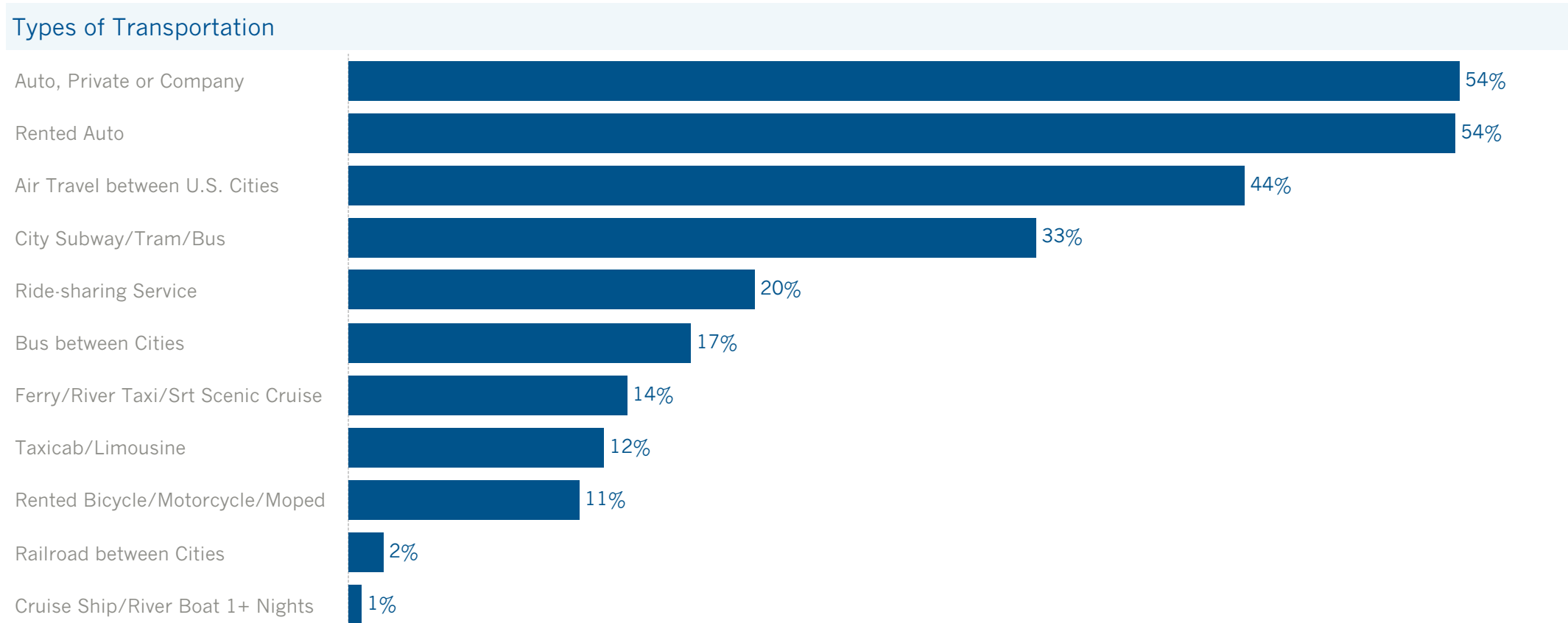




Transportation

The chart below shows the types of transportation used on the trip among travelers in the focus market.

Italy



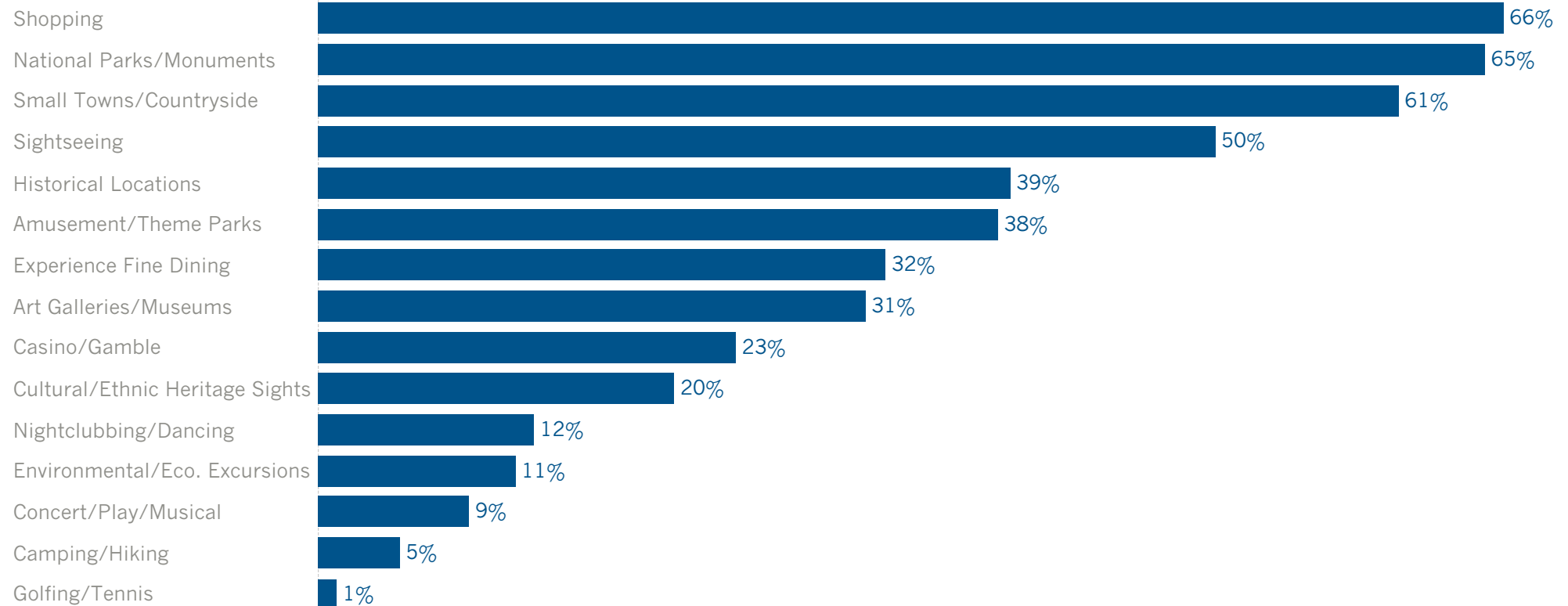


Activities

The chart below shows the leisure activities engaged in on a U.S. trip among travelers to California from the focus market.

Italy

Leisure Activities





Expenditures in the US

The chart below shows mean expenditures by category among travelers to California from the focus market.

Italy

Expenditures per visitor

